




# KNOWLEDGE ORGANISER


Word	Definition
town	A place with many buildings, roads and people
countryside	An area with open land, farms, and fewer buildings
city	A large town with a cathedral (Derby is a city)
map	A picture that shows where places are located
direction	Where something is (left, right, near, far)
local area	The place around where we live

**Houses**


You might see lots of different types of **houses** in your local area. Some of these could be...




houses/housing




detached




semi-detached




terraced




cottage



bungalow



flats

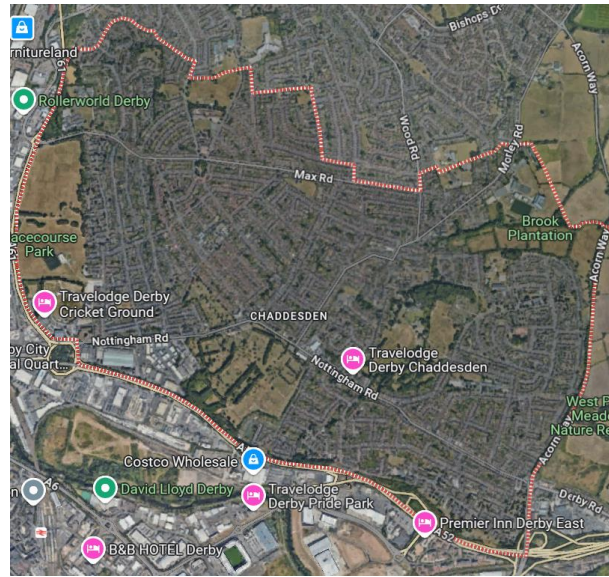


caravan

	Town	Countryside
Buildings	Lots of houses or flats	Fewer houses, more space
Noise	Noisy (traffic, people)	Quieter and more peaceful
Transport	Buses, cars, trains	Fewer transport options
Nature	Parks, gardens	Fields, farms, forests
Shops	Many shops and cafes	Fewer shops, often further away



A map of Derby.



An aerial map of Chaddesden.

# Physical Features and Human Features

<b>physical feature</b>	A feature that has been formed by nature.
<b>aerial view</b>	A view from above. Also known as a 'bird's-eye' view.
<b>human feature</b>	A feature that has been made or changed by humans, e.g. bridges.



An aerial map of our school.

**Buildings in the Local Area**

Buildings in the local area could be used for lots of different things. Some of these could be...

school

offices

railway station

country park

factory

hospital